



# Crankshaft

## Inspection

- Clean the crankshaft oil passages with pipe cleaners or a suitable brush.
- Check the keyway and threads.

### Alignment

- Measure runout on all main journals to make sure the crank is not bent.
- The difference between measurements on each journal must not be more than the service limit.

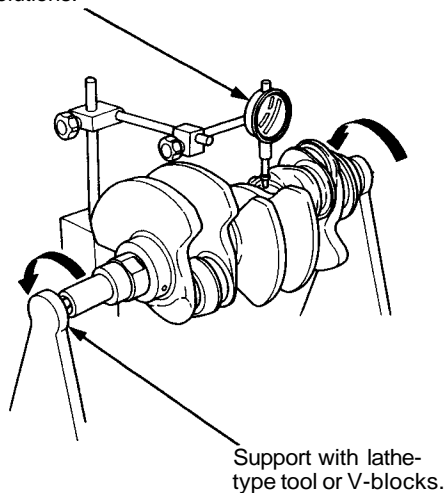
#### Crankshaft Total Runout:

**Standard (New): 0.020 mm (0.0008 in) max.**

**Service Limit: 0.030 mm (0.0012 in)**

#### DIAL INDICATOR

Rotate two complete revolutions.



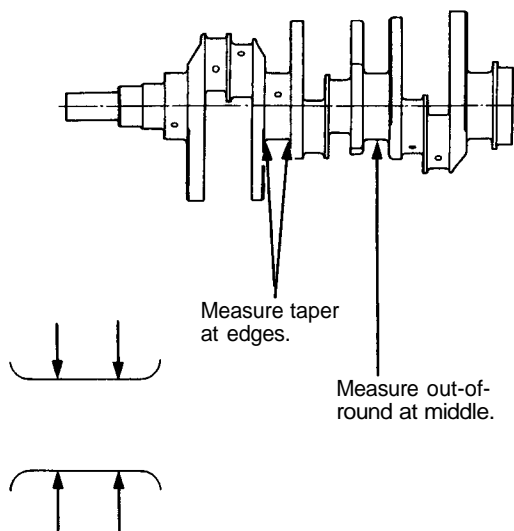
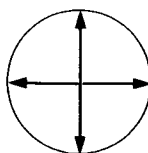
### Out-of-Round and Taper

- Measure out-of-round at the middle of each rod and main journal in two places.
- The difference between measurements on each journal must not be more than the service limit.

#### Journal Out-of-Round:

**Standard (New): 0.004 mm (0.0002 in) max.**

**Service Limit: 0.010 mm (0.0004 in)**



- Measure taper at edges of each rod and main journal.
- The difference between measurements on each journal must not be more than the service limit.

#### Journal Taper:

**Standard (New): 0.005 mm (0.0002 in) max.**

**Service Limit: 0.010 mm (0.0004 in)**